



GUIDE TO GRADUATE FINANCIAL AID

The 2021-2022 FAFSA opened October 1st. Log into studentaid.gov, select “Apply for Aid” and begin filing your FAFSA using information from your 2019 tax return.

How much loan money am I eligible for?

As a graduate student you are eligible for \$20,500 in Federal Direct Unsubsidized loan funds per academic year.

What types of loans can I apply for as a graduate student?

As a graduate student you may be eligible to apply for three types of loans: the Direct Unsubsidized Loan, a Graduate PLUS Loan, or a private loan from an alternative lender.

How many credits do I have to enroll in to receive federal aid?

As a graduate student you must be enrolled at least half-time (5 credit hours) to receive federal aid. If you are enrolled for less than half-time you may still apply for a private loan.

What items do I have to complete every year to receive aid?

In order to receive aid, you have to complete the following items:

1. File your FAFSA <https://studentaid.gov/h/apply-for-aid/afsa>
2. Report your Enrollment Plan (anticipated enrolled hours per semester) via the student hub
3. New borrowers only: fill out the Loan Entrance Counseling and sign the Master Promissory Note (MPN) for the Direct Unsubsidized Loan at <https://studentaid.gov/>
4. If you wish to decline all or a portion of your federal loan, submit an email declaring the loan amount to xufinaid@xavier.edu
5. If you need additional aid you may fill out a Graduate PLUS loan application at <https://studentaid.gov/> or apply for a private loan through an alternative lender
6. If you file the Graduate PLUS loan application and are approved you will need to sign a Master Promissory Note for the Graduate PLUS loan and complete the Loan Entrance Counseling for the Graduate PLUS loan at <https://studentaid.gov/>

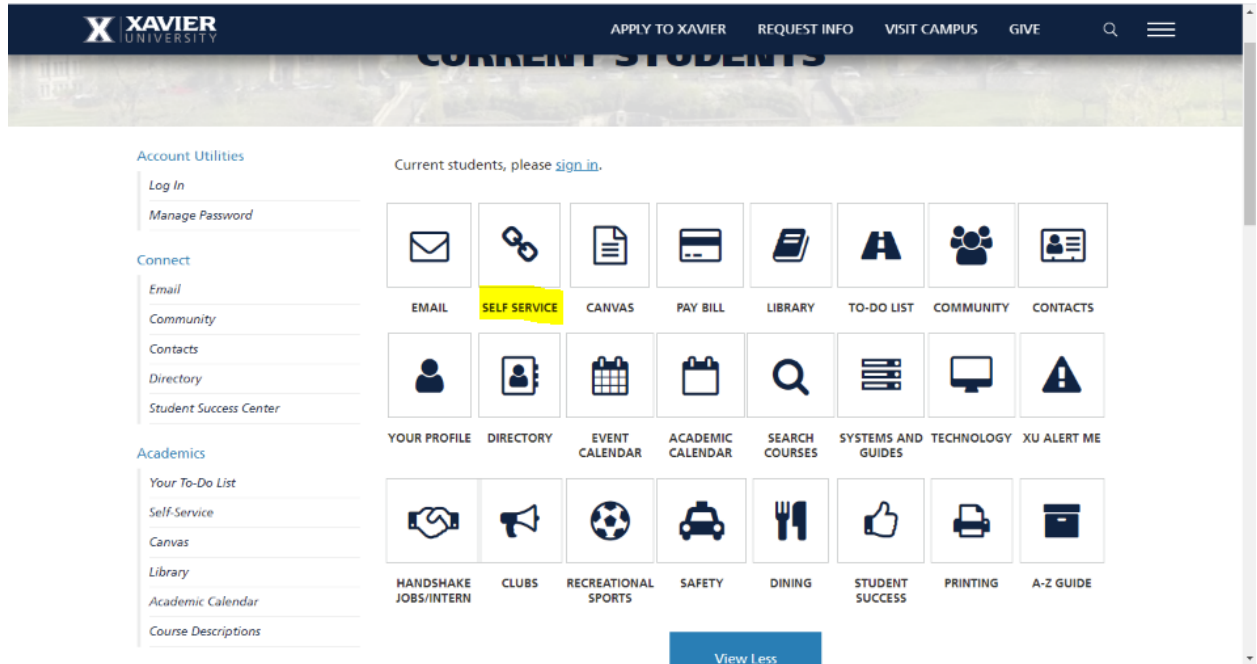
Are there any scholarships available as a graduate student?

All scholarships for graduate students are awarded through the department for the degree program you are enrolled; talk to a staff member in your department to see if there are any scholarships available.

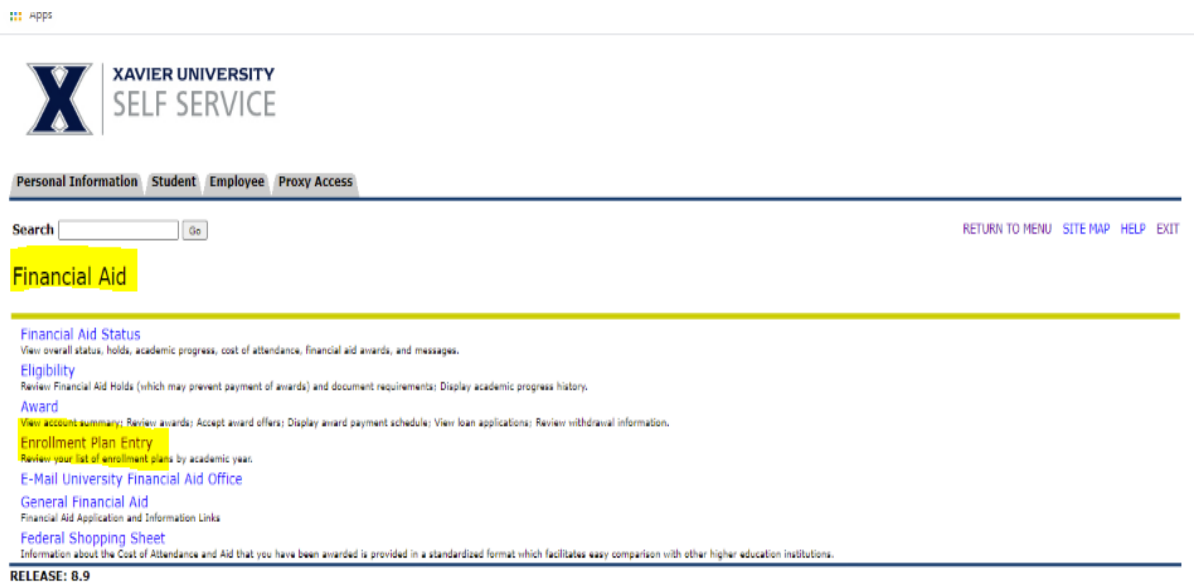
If you have any questions visit our website www.xavier.edu/financial-aid or give us a call at (513)745-3142

Steps to complete your Enrollment Plan


1. Log into the Student portal www.xavier.edu/student
2. Select *Self Service*



3. Select *Financial Aid* and then *Enrollment Plan entry*



4. Select *Aid Year*



[Personal Information](#) [Student](#) [Employee](#) [Proxy Access](#)

Search

Aid Year


Financial aid awards are determined each academic year. Please select the appropriate aid year below.

Select Aid Year 2021-2022 Academic Year

RELEASE: 8.21.1

© 2021 Ellucian Company L.P. and its affiliates.

5. Enter the number of credit hours you anticipate you will enroll for each semester



[Personal Information](#) [Student](#) [Employee](#) [Proxy Access](#)

Search

Enrollment Plan for 2021-2022 Academic Year

Summer Semester 2021
* Expected Hours Enrolled:
Expected Employer Reimbursement:

Fall Semester 2021
* Expected Hours Enrolled:
Expected Employer Reimbursement:

Spring Semester 2022
* Expected Hours Enrolled:
Expected Employer Reimbursement:

[Select Another Aid Year](#)

RELEASE: 1.1