

Xavier University Alumni & Friends Networking/Outreach Account Activation and Instructions

Click <http://xu.imodules.com/s/454/start.aspx> to go to the Alumni & Friends web page of the Xavier University site.

MAKE CONTACT

- Find old classmates and friends
- Connect with your alumni chapter
- Register for events
- Cost-saving benefits

[Click here for more.](#)

COME ON IN.
And get connected.

BUY XAVIER GEAR

Show your spirit with the Musketeer merchandise you can't live without.

New and returning users click here to sign in

What a Joke
With a wide variety of outlets for comedy on campus, a funny thing is happening to students on their way to a degree

Point of the Spear
By saving a clinic in a rural city, Michael Glenn placed himself on the edge of a national healthcare crisis

Inside Out
A new criminal justice course broadens perspectives by holding class inside a prison

On the Fringe
With sports for all sorts, clubs score one for obscurity

GROUPS CLASS NOTES

Select a Chapter
Class of 1958
Select a Xavier Group

3800 Victory Parkway Cincinnati, Ohio 45207 • 800 344-4698 or 513 745-3000

Privacy Policy • Contact Xavier • Search

On the left side of the site there will be a *Come On In* section. Below the picture there should be *New and Returning User Click Here to Sign In*. Click the section.

MAKE CONTACT

- Find old classmates and friends
- Connect with your alumni chapter
- Register for events
- Cost-saving benefits

[Click here for more.](#)

COME ON IN.
And get connected.

BUY XAVIER GEAR

Show your spirit with the Musketeer merchandise you can't live without.

New and returning users click here to sign in

What a Joke
With a wide variety of outlets for comedy on campus, a funny thing is happening to students on their way to a degree

Point of the Spear
By saving a clinic in a rural city, Michael Glenn placed himself on the edge of a national healthcare crisis

Inside Out
A new criminal justice course broadens perspectives by holding class inside a prison

On the Fringe
With sports for all sorts, clubs score one for obscurity

GROUPS CLASS NOTES

Select a Chapter
Class of 1958
Select a Xavier Group

3800 Victory Parkway Cincinnati, Ohio 45207 • 800 344-4698 or 513 745-3000

Privacy Policy • Contact Xavier • Search

Put your last name in the box and click *Find*.

Xavier University - Login - Microsoft Internet Explorer

File Edit View Favorites Tools Help

Address http://xu.imodules.com/s/454/system.aspx?sid=454&gid=18&pgid=272&coeid=9d2b8d79-9636-4405-8c41-bba44279d088returnurl=http%3a%2f%2fxu.imodules.com%2fs

MAKE A GIFT ALUMNI & FRIENDS HOME

ALUMNI CORPORATE NEWS & EVENTS CAREERS GREAT WONDERS CAMPAIGN

ACCOUNT ACTIVATION

If you're entering this site for the first time, please provide your last name where indicated and click the find link below.

Last Name:

RETURN VISITORS

If you've previously entered this site, please provide your username and password, then click the sign in link below.

[Forgot your Username?](#) [Forgot your Password?](#)

Username

Password

Remember me on this computer.

3800 Victory Parkway Cincinnati, Ohio 45207 • 800 344-4698 or 513 745-3000 Privacy Policy Contact Xavier Search

Another screen will appear with another text box below the where you typed your last name. Retype your last name in the second box and click *Find*.

Xavier University - Account Lookup - Microsoft Internet Explorer

File Edit View Favorites Tools Help

Address http://xu.imodules.com/s/454/system.aspx?sid=454&gid=18&pgid=88&cid=46&coeid=71a3f193-4cba-45e5-91b4-d86f105a4525

MAKE A GIFT ALUMNI & FRIENDS HOME

ALUMNI CORPORATE NEWS & EVENTS CAREERS GREAT WONDERS CAMPAIGN

Please fill in the required field(s)

ACCOUNT ACTIVATION

To begin the lookup process, you must first provide the following information about yourself.

Once you've found some potential matches, please use the provided fields to verify which entry is yours.

Last Name:

3800 Victory Parkway Cincinnati, Ohio 45207 • 800 344-4698 or 513 745-3000 Privacy Policy Contact Xavier Search

Select the radio button next to your name. Click *Next*.

Xavier University - Account Lookup - Microsoft Internet Explorer

File Edit View Favorites Tools Help

Address <http://xu.imodules.com/s/454/system.aspx?sid=454&gid=1&pgid=8&cid=46&co세id=71a3f193-4cba-45e5-91b4-d86f105a4525> Go Links

XAVIER UNIVERSITY ALUMNI & FRIENDS MAKE A GIFT ALUMNI & FRIENDS HOME

ALUMNI CORPORATE NEWS & EVENTS CAREERS GREAT WONDERS CAMPAIGN

ACCOUNT ACTIVATION

Select the button to the left of your name, then click the next link below. If you do not see your name listed, please contact [Xavier University](#).

	First Name	Middle Name	Last Name	Xavier Edgecliff	Class Year
<input checked="" type="radio"/>	Jennifer	C.	Franchak	0000	
<input type="radio"/>	Richard	J.	Franchak	0000	

[Next >>](#)

3800 Victory Parkway Cincinnati, Ohio 45207 • 800 344-4698 or 513 745-3000 Privacy Policy Contact Xavier Search

Input your ID number located on your ALL CARD

Xavier University - Account Lookup - Microsoft Internet Explorer

File Edit View Favorites Tools Help

Address <http://xu.imodules.com/s/454/system.aspx?sid=454&gid=1&pgid=8&cid=46&co세id=71a3f193-4cba-45e5-91b4-d86f105a4525> Go Links

XAVIER UNIVERSITY ALUMNI & FRIENDS MAKE A GIFT ALUMNI & FRIENDS HOME

ALUMNI CORPORATE NEWS & EVENTS CAREERS GREAT WONDERS CAMPAIGN

ACCOUNT ACTIVATION

Enter the ID number provided to you by Xavier, then click the verify link below.

Your ID number is listed as the first 9 digits on the bottom of your alumni ALL Card and on the Xavier magazine address label.

If you do not have your Xavier ID number, please contact myxudata@xavier.edu and provide your first name, last name, date of birth, home address and preferred email address and you will receive a reply within 2 business days.

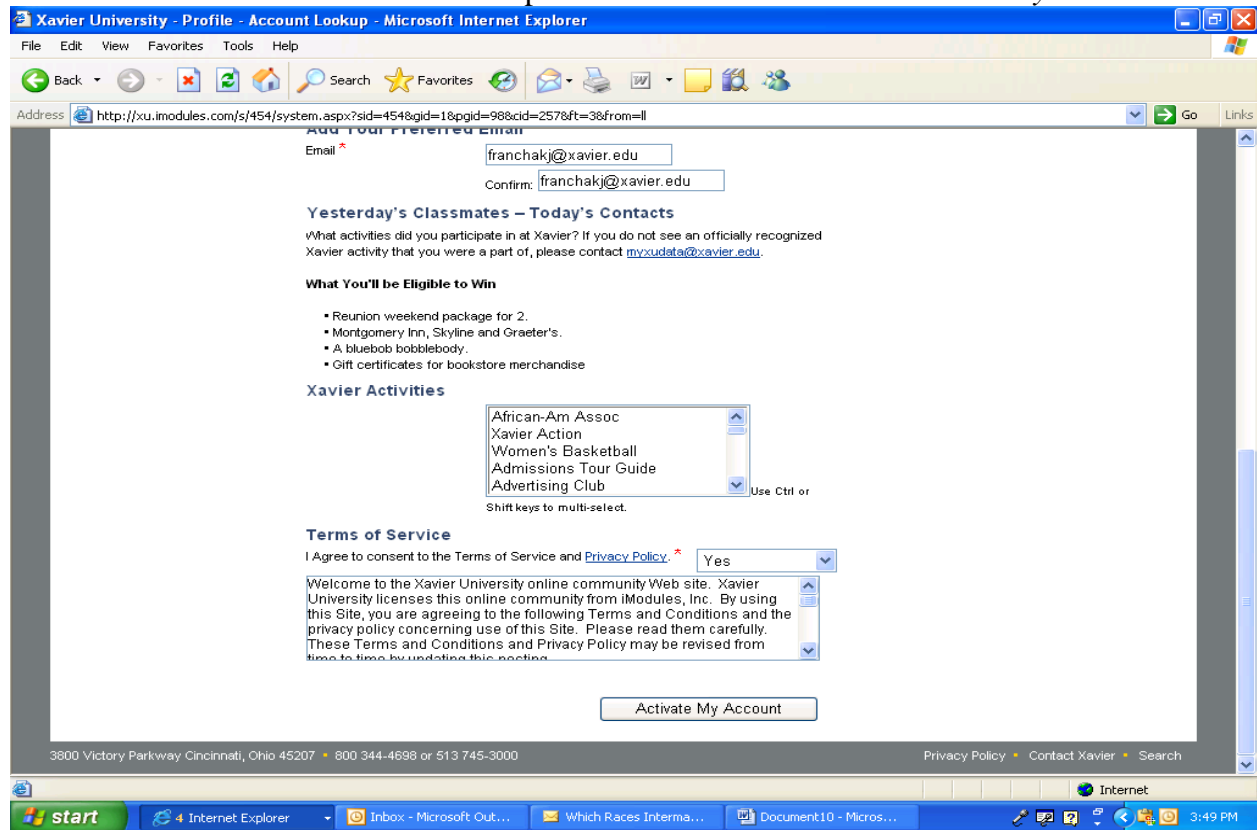
Xavier ID:

[Verify](#)

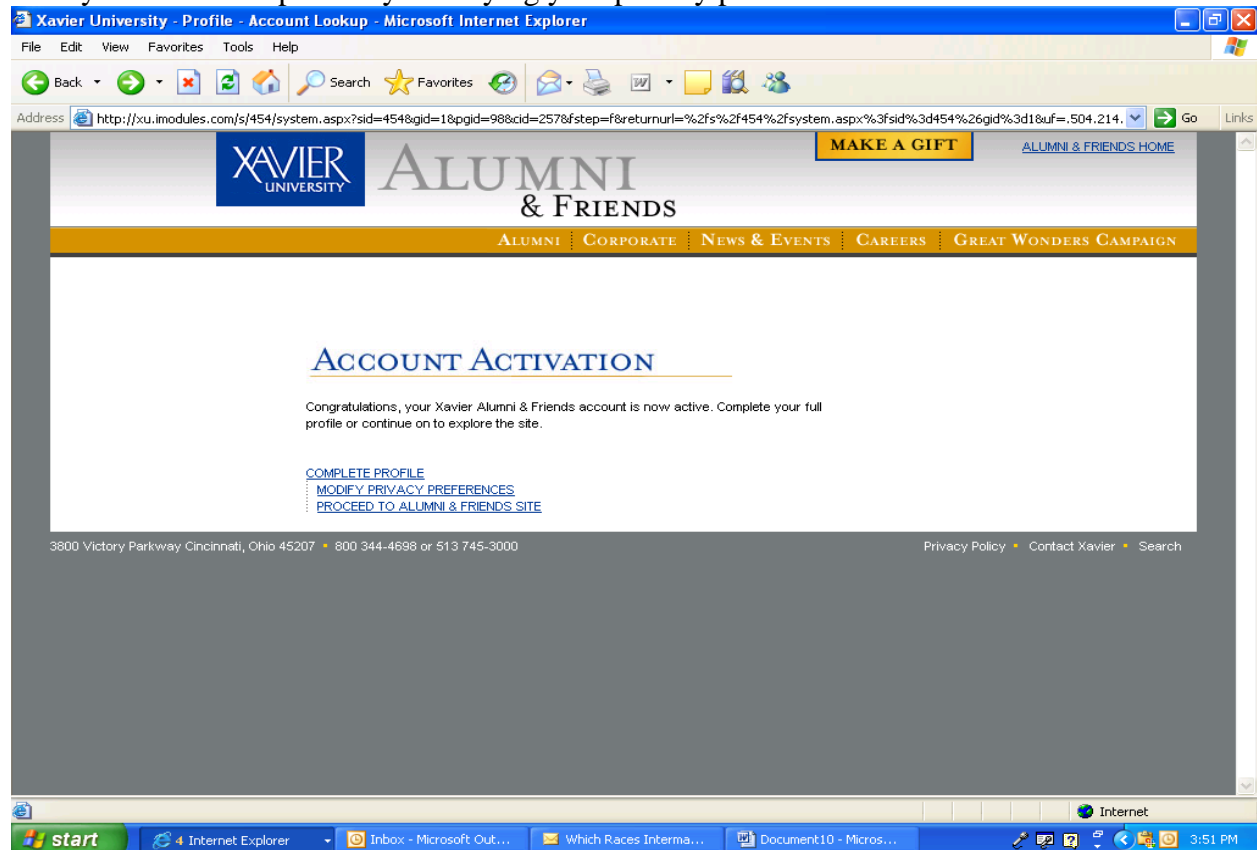
	First Name	Middle Name	Last Name	Xavier Edgecliff	Class Year
	Jennifer	C.	Franchak	0000	

3800 Victory Parkway Cincinnati, Ohio 45207 • 800 344-4698 or 513 745-3000 Privacy Policy Contact Xavier Search

You will have to create a username and password. When done click *Activate My Account*.

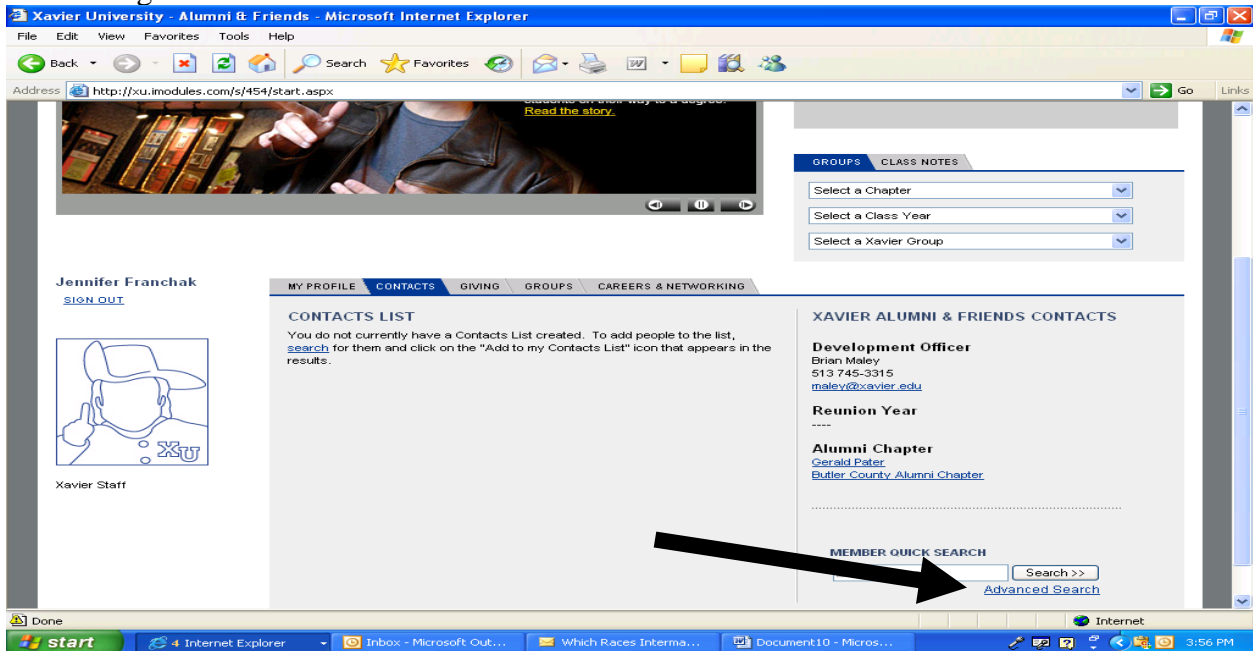


Your account is now activated. You can add more detailed information via your profile or select what you want to be public by modifying your privacy preferences.

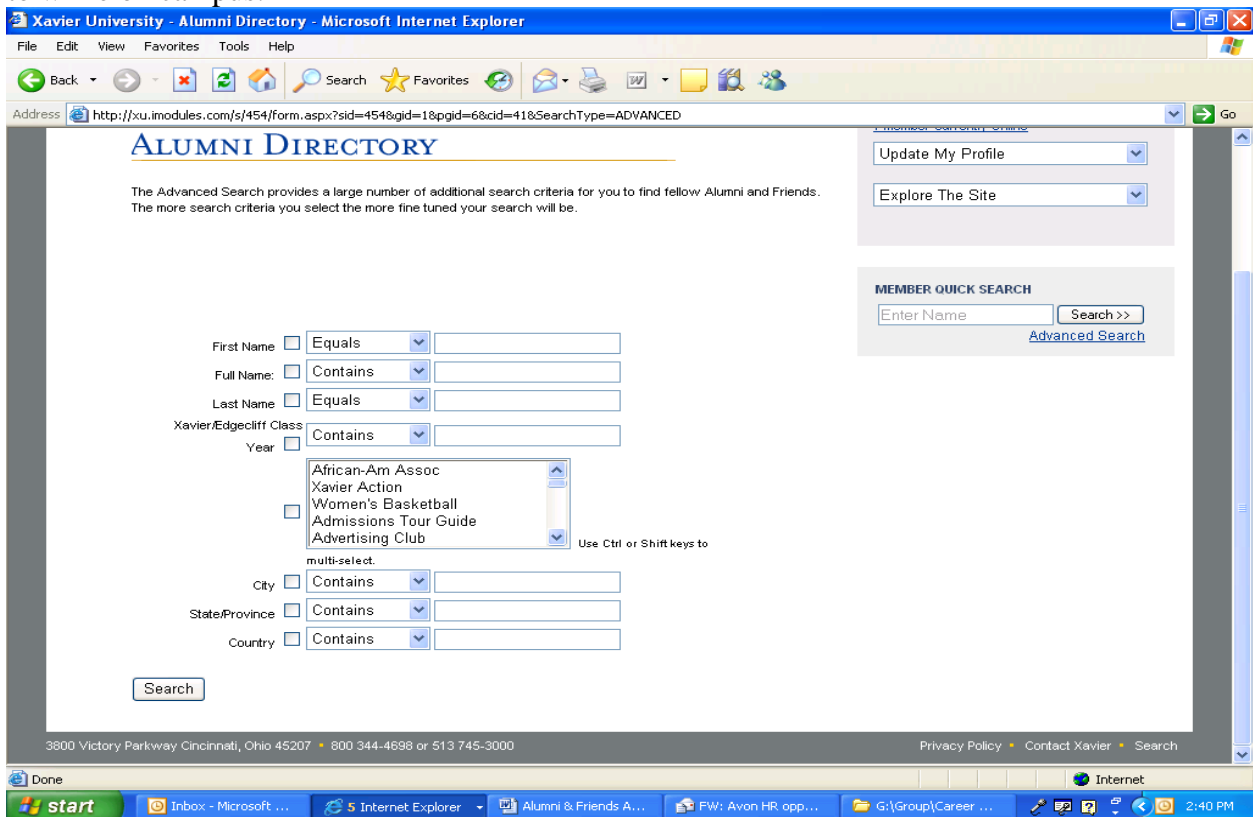


If you have any specific questions, please contact the Alumni Association
Searching Alumni & Friends for Contacts

Once your account is activated you can begin your search of alumni for mentoring and networking. Click on the *Contacts* tab and select *Advanced Search*



You can search by the alumnus' name, year they graduated, city or state, or groups they belong to while on campus.



Once you have located a member you can add them to your contact list, send them an email and see if they are currently logged into the Alumni & Friends site

The screenshot shows the Xavier University Alumni & Friends website in Microsoft Internet Explorer. The browser title is "Xavier University - Alumni Directory - Microsoft Internet Explorer". The address bar shows the URL: <http://xu.imodules.com/s/454/form.aspx?sid=454&gid=1&pgid=6&cid=41&SearchType=ADVANCED>. The website header includes the Xavier University logo, "ALUMNI & FRIENDS", and navigation links: "MAKE A GIFT", "ALUMNI & FRIENDS HOME", "ALUMNI", "CORPORATE", "NEWS & EVENTS", "CAREERS", and "GREAT WONDERS CAMPAIGN".

The main content area is titled "ALUMNI DIRECTORY" and displays the message: "Your search returned 2 results. Showing page 1 of 1." Below this is a "Legend" section with icons and descriptions for various member actions:

- Member is online now
- Send member an email
- Add member to your Contacts List
- View member's Class Notes
- View member's Webcard page
- View member's Mentor page
- View member's Resume page
- View member's Deceased page
- View member's Lost page

The search results table shows two entries:

Franchak, Jennifer "Jen"			
Franchak, Richard "Rich"			

On the right side, there is a user profile for "Jonika Moore-Diggs" with a "SIGN OUT" link and "1 Member Currently Online". Below this are dropdown menus for "Update My Profile" and "Explore The Site". A "MEMBER QUICK SEARCH" section includes an "Enter Name" input field, a "Search >>" button, and a link to "Advanced Search".

To search for contacts via industry, occupation, employer, or professional association, click *Careers* and then click *Networking*

The screenshot shows the Xavier University Alumni & Friends website in Microsoft Internet Explorer. The browser title is "Xavier University - Careers - Microsoft Internet Explorer". The address bar shows the URL: <http://xu.imodules.com/s/454/careers.aspx?sid=454&gid=1&pgid=255>. The website header is identical to the previous screenshot.

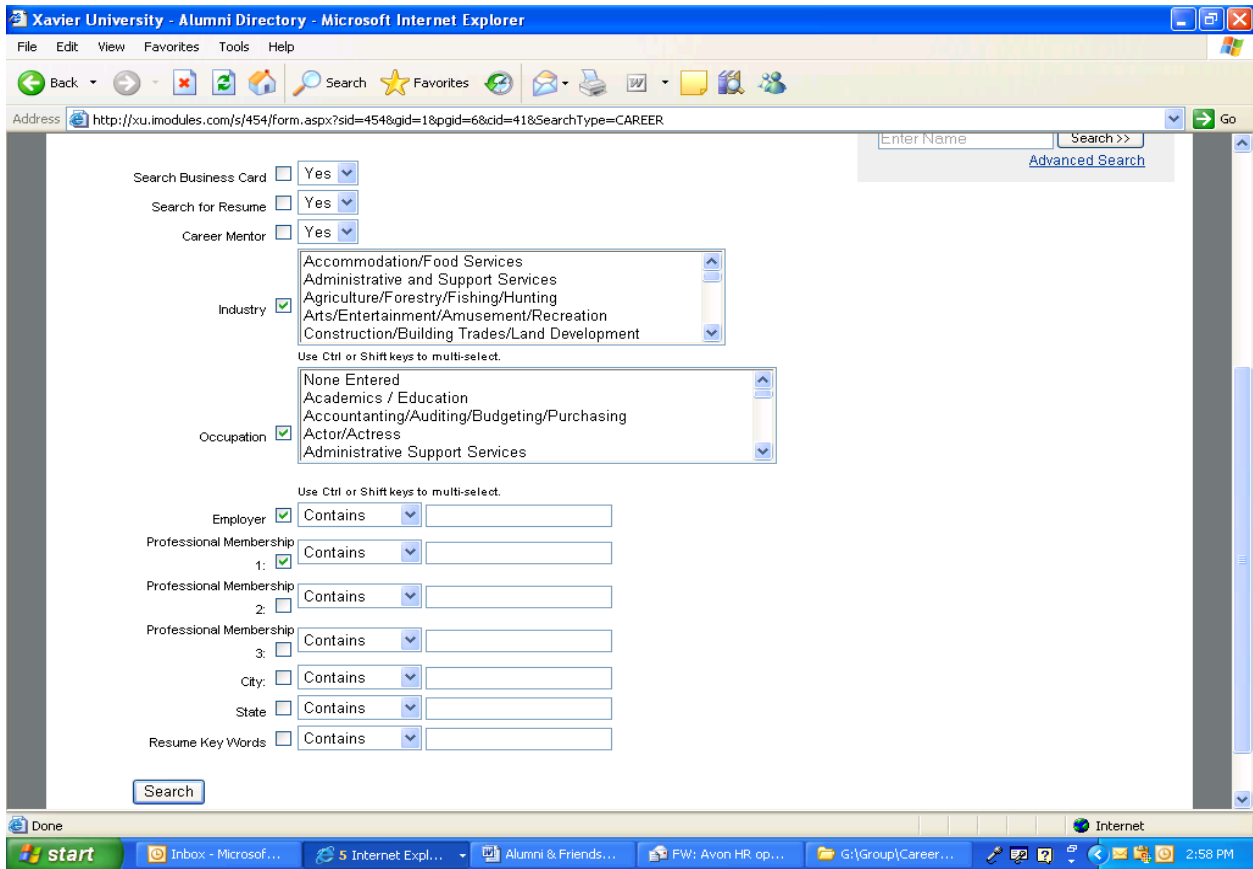
The main content area is titled "GET THERE FROM HERE" and features several sections:

- SEARCH JOB POSTINGS**
- POST A JOB**
- RECRUITING**
- PROFESSIONAL DEVELOPMENT**
- NETWORKING** (highlighted with a black arrow)

The "NETWORKING" section includes a large "500" and the text: "Companies that request resumes from Xavier students annually". Below this, it says: "Search the [Career Directory](#) for networking opportunities or [visit the Career Services Center](#) for career counseling, job fair information and other resources."

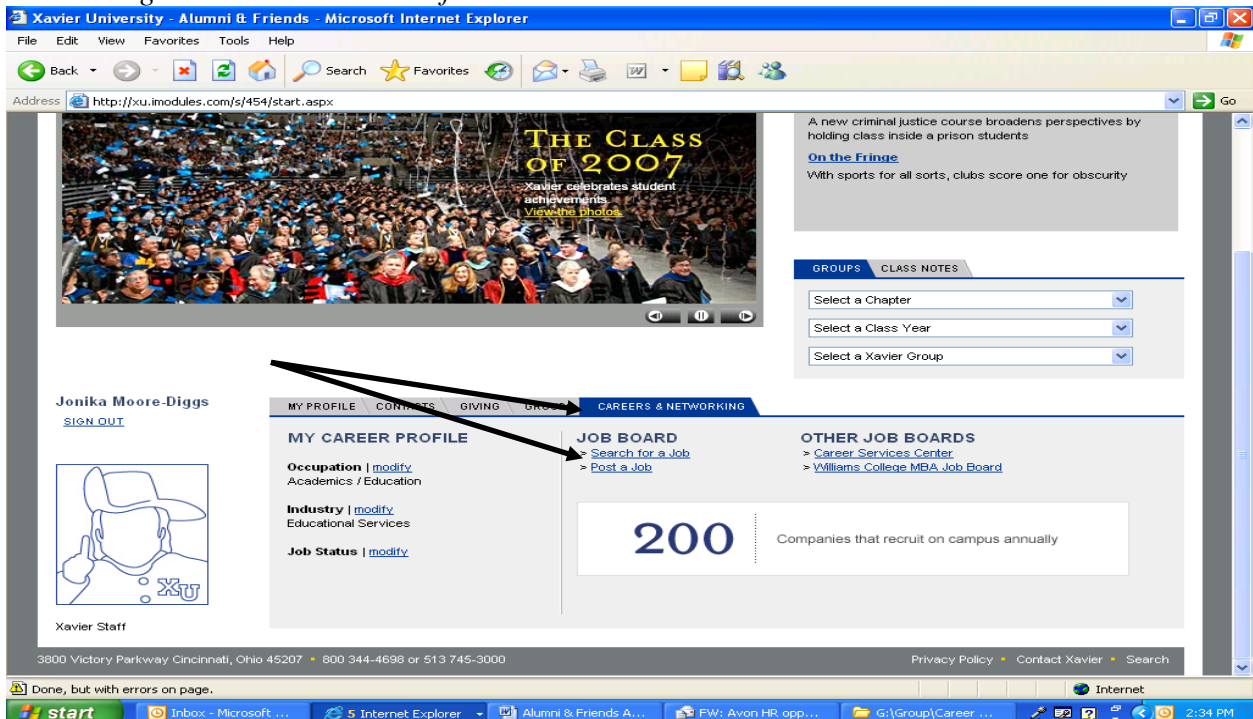
On the right side, there is a user profile for "Jonika Moore-Diggs" with a "SIGN OUT" link and "1 Member Currently Online". Below this are dropdown menus for "Update My Profile" and "Explore The Site". A section titled "ALL XAVIER GROUPS" includes dropdown menus for "Select a Chapter", "Select a Class Year", and "Select a Xavier Group". A "MEMBER QUICK SEARCH" section includes an "Enter Name" input field, a "Search >>" button, and a link to "Advanced Search".

At the bottom right, there is a yellow banner for "NETWORKING OPPORTUNITIES" with the text: "Find jobs, clients and employees".



Searching for Position via the Job Board

You can search for position via the Alumni & Friends job board. Click on the *Career & Networking* tab and select *Search for a Job*



You can search by area, company, or location

The screenshot shows a Microsoft Internet Explorer browser window titled "Xavier University - Search Job Postings". The address bar contains the URL: <http://xu.imodules.com/s/454/form.aspx?sid=454&gid=1&pgid=133&cid=415&type=2>. The page content includes a brief introduction: "The 'Job Postings' feature provides members with a place to share information about employment opportunities that other Community members might find to be of interest."

The search interface consists of several filter sections, each with a checkbox and a dropdown menu:

- Find All Job Postings
- Category: Accounting / Auditing (3)
Administrative / Support Services (1)
Advertising / Marketing / Public Relations (1)
Agriculture / Forestry / Fishing (0)
Architectural / Design Services (0) Use Ctrl or Shift keys to multi-select.
- Company: [Empty text box]
- Location: Not in the U.S.
All U.S.
Alabama-All
Alabama-Anniston
Alabama-Birmingham Use Ctrl or Shift keys to multi-select.
- Country: United States
Afghanistan
Albania
Algeria Use Ctrl or Shift keys to multi-select.
- Date Posted: [Date selector] to [Date selector]

At the bottom of the search area are two buttons: "Search Job Postings" and "Add Job Posting". The Windows taskbar at the bottom shows the Start button, several open applications (Inbox - Microsoft..., Internet Explorer, Microsoft Office...), and the system tray with the time 3:12 PM.

Any specific questions please contact the Alumni Association